

Twin Vertical Single Post



- **Minimum backside** shading thanks to special beam and purlin design.
- **Maximum safety standards**, preventing climbing on modules during erection works.
- **Fast & easy to install** thanks to integrated special alignment and stop notches.
- **Minimum number of posts** for maximum cost efficiency.
- **Versatile purlin design**, allowing the modules to be installed with either special clips or standard bolts.



SPECIFICATIONS

Racking Material: Up to S550

Corrosion Resistance: Hot Dipped or Pre-galvanized according to Customer request

Snow Load: Can be designed up to 100 psf


Wind Load: Can be designed up to 150 mph


Orientation: Horizontal Tetra

Embedded depth of Posts: According to geological and weather conditions

PE Stamp: Can be stamped in any State if requested


Design Criteria: ASCE 7-16






- **Fully Versatile and Customizable Design.** Material strengths, Galvanization process (hot-dipped or pre-galvanized), module installation type either with standard bolts or special clips, customizable front lip heights as per Customer' s request.
- Predesigned engineering for **economic and fast solutions.**
- **Installer Friendly.** (No need for post tension cables or any other non-standard application)
- **High Strength Parts.** If requested up to S550 availability.
- **High Ground Clearance** availability.
- Wider post opening results in **faster installation** and **smaller material volumes**, which means money in your pocket.

Minimum Backside Shading



All system components designed for minimum back side shading hence highest efficiency.

Fast Erection Times Low Labor Costs




Lift and Slide

Lift the module and slide it through the alignment notches easily, alignment notches will guide the module to be placed perfectly.

Stop Notches

Stop Notches ensure perfect module positioning without any need to hold during installation.



**No ladder, no climbing,
designed to be installed from
underneath the modules.**

Thanks to our special purlin design, two installers can load large modules quickly and safely at ground level.




Faster erection time, results in lower labor costs.

Since clips/bolts are designed to be installed from underneath the modules and there is no need to climb on the modules for assembly, it is less likely to damage and/or harm the modules... at the same time, this results in **"Worker health and safety"** benefits.

Rapid, Easy & Safe Installation

Stop notches and alignment notches ensure rapid, easy and safe installation procedures which results in minimum labor costs and fast commissioning of the solar plant.

Special Purlin Design



Racking – Module Connections


We use two types of module installation systems. One is the standard bolt system between the module and the purlins and the other one is the inspiring engineering of ARaymond Energies SAS **Power Cinch Clips** from Europe.

These clips have the huge advantage of fast installation and low maintenance cost (since these special clips do not loosen in time like standard bolts, no need to screw the bolts regularly) Both module installation methods are available with our racking solutions as per Customer' s requests.

Bolt Connection Option

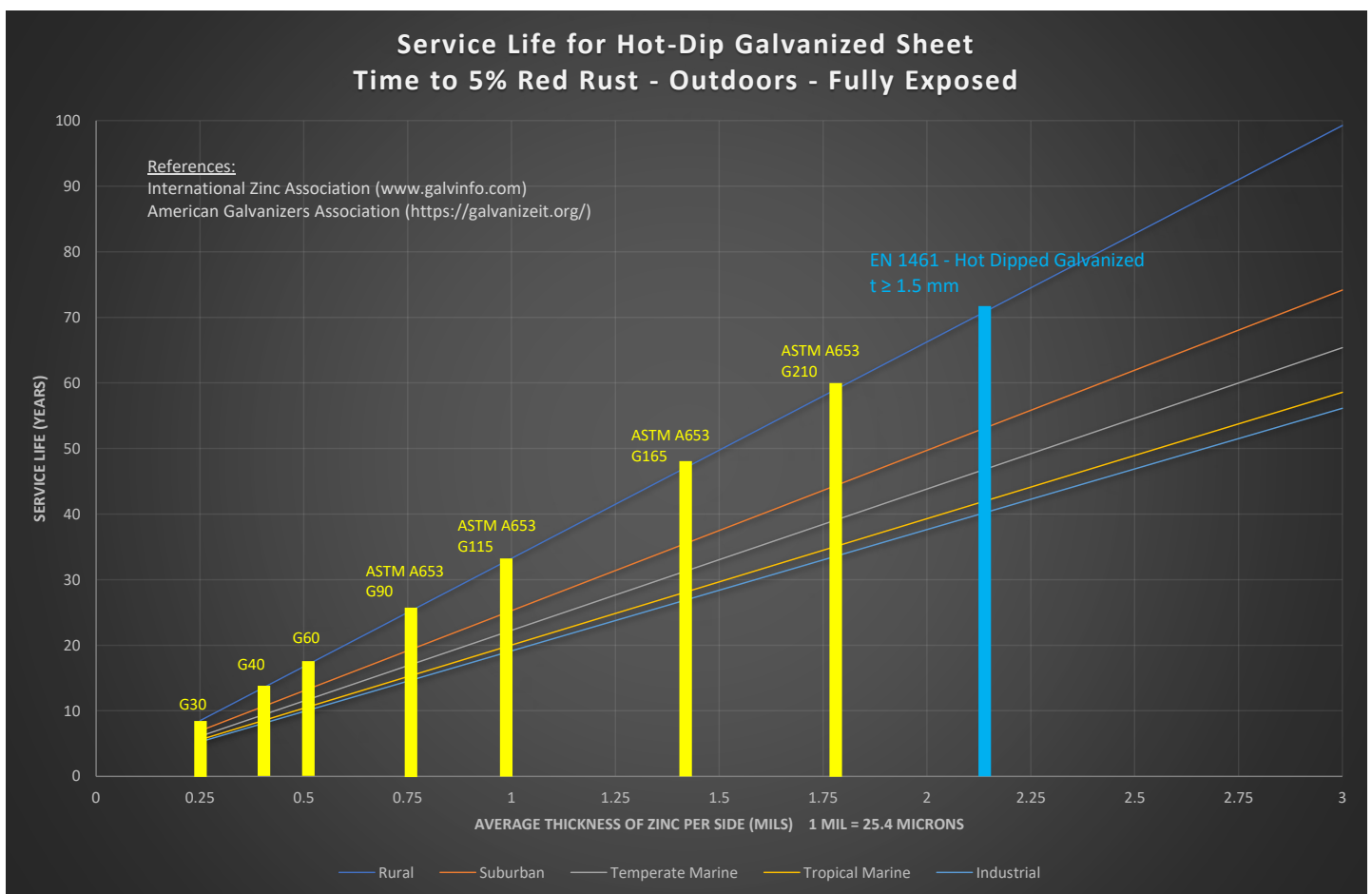


Clips Connection Option



Service Life of Galvanization

Galvanization procedures can be done from a wide range of options as per customer's request. If requested, our team can advise on the best solution according to different site conditions, which will ensure *40 years of rust resistance*.



Don't hesitate to get in touch with our team for your needs, we will find the most cost efficient way to help you.